



crop estimates committee oesskattingskomitee

From/Van: Mr Baldwin Netshifhephe

Tel: 012 319 8043/32

E-mail/E-pos: BaldwinN@dalrrd.gov.za

Web page/Webblad: www.dalrrd.gov.za/old_website/statistics and economic reports or
www.sagis.org.za/CEC: Crop Estimates EMBARGO: 14:30



agriculture, land reform
& rural development

Department:
Agriculture, Land Reform and Rural Development
REPUBLIC OF SOUTH AFRICA

26 October/Oktober 2023

**The intentions' of producers to plant summer crops for 2024 is hereby released. /
Hiermee word produsente se voorneme om somergewasse te plant vir 2024 vrygestel.**

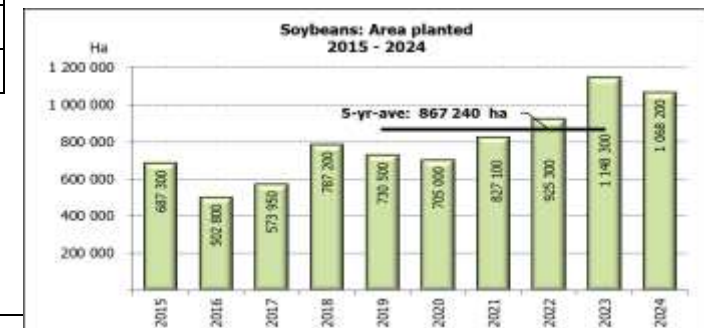
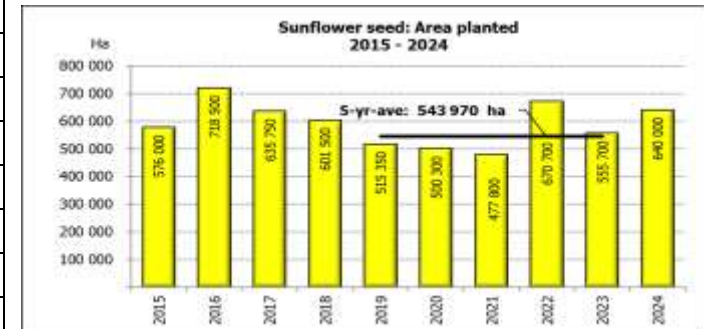
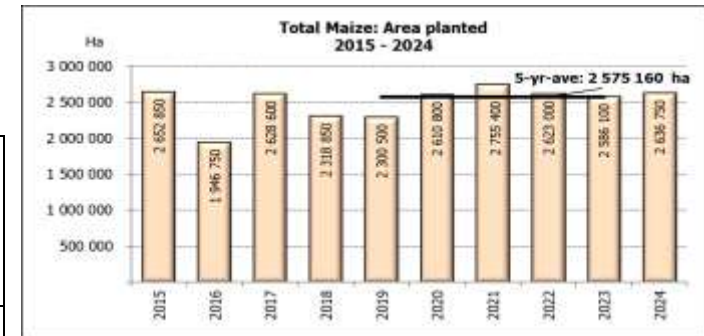
SUMMER CROPS – INTENTIONS TO PLANT: 2024

SOMERGEWASSE – VOORNEME OM TE PLANT: 2024

CROP/GEWAS	Intentions/ Voorneme 2024 Ha	Area planted/ Opp beplant 2023 Ha	Ninth estimate/ Negende skatting 2023 Tons	Change/ Verandering/ %
	soos middel Okt 2023/ as mid Oct 2023		as on 26 Oct 2023/ soos op 26 Okt 2023	
	(A)		(C)	
Commercial/Kommersieël:				
White maize/Witmielies	1 584 250	1 521 300	8 499 965	+4,1
Yellow maize/Geelmielies	1 052 500	1 064 800	7 895 260	-1,2
Maize/Mielies	2 636 750	2 586 100	16 395 225	+2,0
Sunflower seed/Sonneblomsaad	640 000	555 700	729 110	+15,2
Soybeans/Sojabone	1 068 200	1 148 300	2 755 300	-7,0
Groundnuts/Grondbone	42 550	31 300	51 910	+35,9
Sorghum	38 000	34 000	94 360	+11,8
Dry beans/Droëbone	42 300	36 650	50 260	+15,4
TOTAL/TOTAAL	4 467 800	4 392 050	20 076 165	+1,72

Note: Estimate is for calendar year, e.g. production season 2023/24 = 2024

Nota: Skatting is vir kalenderjaar, bv. produksie-seisoen 2023/24 = 2024



The Crop Estimates Committee comprises officials of the following institutions:

Department of Agriculture, Land Reform and Rural Development; Provincial Departments of Agriculture; various ARC-Institutes (Soil, Climate and Water; Small Grains Institute; and Grain Crops Institute); BFAP and Statistics SA.

WHITE AND YELLOW MAIZE – INTENTIONS TO PLANT: 2024**WIT- EN GEELMIELIES – VOORNEME OM TE PLANT: 2024**

Provinsie/ Province	Intentions (Area planted)/ Voorneme (Oppervlakte beplant) 2024			Area planted/ Oppervlakte beplant 2023			Ninth estimate ¹⁾ / Negende skatting ¹⁾ 2023		
	White/ Wit Ha	Yellow/ Geel Ha	Total/ Totaal Ha	White/ Wit Ha	Yellow/ Geel Ha	Total/ Totaal Ha	White/ Wit Tons	Yellow/ Geel Tons	Total/ Totaal Tons
Western Cape/Wes-Kaap	250	3 500	3 750	250	3 500	3 750	2 375	32 900	35 275
Northern Cape/Noord-Kaap	1 000	40 000	41 000	1 000	43 500	44 500	12 500	696 000	708 500
Free State/Vrystaat	850 000	390 000	1 240 000	780 000	401 000	1 181 000	4 446 000	2 686 700	7 132 700
Eastern Cape/Oos-Kaap	6 000	27 000	33 000	5 750	25 000	30 750	40 250	192 500	232 750
KwaZulu-Natal	48 000	68 000	116 000	49 000	65 000	114 000	298 900	533 000	831 900
Mpumalanga	162 000	358 000	520 000	156 500	352 000	508 500	1 032 900	2 587 200	3 620 100
Limpopo	14 000	20 000	34 000	16 800	22 800	39 600	114 240	186 960	301 200
Gauteng	53 000	56 000	109 000	56 000	52 000	108 000	364 000	390 000	754 000
North West/Noordwes	450 000	90 000	540 000	456 000	100 000	556 000	2 188 800	590 000	2 778 800
Total/Totaal	1 584 200	1 052 500	2 636 750	1 521 300	1 064 800	2 586 100	8 499 965	7 895 260	16 395 225

1) 26 October 2023

SUNFLOWER SEED – INTENTIONS TO PLANT: 2024**SONNEBLMSAAD – VOORNEME OM TE PLANT: 2024**

Province/ Provinsie	Area planted/ Opp beplant Ha 2024	Area planted/ Opp beplant Ha 2023	Ninth estimate ¹⁾ / Negende skatting ¹⁾ Tons 2023
Western Cape/Wes-Kaap	-	-	-
Northern Cape/Noord-Kaap	2 100	2 500	6 250
Free State/Vrystaat	340 000	290 000	406 000
Eastern Cape/Oos-Kaap	700	700	1 400
KwaZulu-Natal	-	300	600
Mpumalanga	5 000	5 000	7 250
Limpopo	105 000	100 000	80 000
Gauteng	2 200	2 200	2 860
North West/Noordwes	185 000	155 000	224 750
Total/Totaal	640 000	555 700	729 110

1) 26 October 2023

SOYBEANS – INTENTIONS TO PLANT: 2024**SOJABONE – VOORNEME OM TE PLANT: 2024**

Province/ Provinsie	Area planted/ Opp beplant Ha 2024	Area planted/ Opp beplant Ha 2023	Ninth estimate ¹⁾ / Negende skatting ¹⁾ Tons 2023
Western Cape/Wes-Kaap	-	-	-
Northern Cape/Noord-Kaap	1 000	1 000	3 750
Free State/Vrystaat	500 000	565 000	1 327 750
Eastern Cape/Oos-Kaap	4 700	4 300	12 900
KwaZulu-Natal	42 500	44 000	158 400
Mpumalanga	320 000	305 000	671 000
Limpopo	20 000	26 000	88 400
Gauteng	40 000	48 000	105 600
North West/Noordwes	140 000	155 000	387 500
Total/Totaal	1 068 200	1 148 300	2 755 300

1) 26 October 2023

INTENTIONS TO PLANT SUMMER CROPS (2024) /
VOORNEME OM SOMERGEWASSE TE PLANT (2024)

Producers intentions to plant summer crops are based on the results of a non-probability survey conducted by the Directorate: Statistics and Economic Analysis of the Department of Agriculture, Land Reform and Rural Development and reflects the position as at the middle of October 2023.

According to the results of the survey, commercial producers intend to plant 2,637 mill. ha of **maize** for 2024, which is 2,0% or 50 650 ha more than the 2,586 mill. ha planted last season.

The figures show that producers intend to plant 1,584 mill. ha to **white maize**, which is 62 950 ha (4,1%) more than in the previous season. In the case of **yellow maize**, the expected plantings are 1,052 mill. ha, which is 12 300 ha (1,2%) less than in the previous season.

In the case of **sunflower seed**, the expected area planted is estimated at 640 000 ha, which is 15,2% or 84 300 ha more than the 555 700 ha planted last season.

The intended plantings of **soybeans** shows a decrease of 7,0% or 80 100 ha compared to the previous season – from 1,148 mill. ha to 1,068 mill. ha.

The expected plantings of **groundnuts** will increase by 35,9% or 11 250 ha, from 31 300 ha to 42 550 ha.

The intended plantings of **sorghum** is expected to increase by 11,8% or 4 000 ha to 38 000 ha, compared to the previous season.

The expected plantings of dry beans is estimated at 42 300 ha, which is 15,4% or 5 650 ha more than in the previous season.

Please note that the preliminary area planted estimate for summer grains for 2024 will be released on 30 January 2024.

Produsente se voorneme om somergewasse te plant is gebaseer op die resultate van 'n nie-ewekansige opname onderneem deur die Direkoraat: Statistiek en Ekonomiese Analise van die Departement van Landbou, Grondhervorming en Landelike Ontwikkeling en weerspieël die situasie teen die middel van Oktober 2023.

Volgens die resultate van die opname, is kommersiele produsente van voorneme om 2,637 milj. ha **mielies** vir 2024 te plant, wat 2,0% of 50 650 ha meer is as die 2,586 milj. ha aangeplant verlede seisoen.

Die syfers toon dat produsente van voorneme is om 1,584 milj. ha **witmielies** aan te plant, wat 62 950 ha (4,1%) meer is as in die vorige seisoen. In die geval met **geelmielies** is die verwagte aanplantings 1,052 milj. ha, wat 12 300 ha (1,2%) minder is as in die vorige seisoen.

In die geval van **sonneblomsaad** word die verwagte aanplantings beraam op 640 000 ha, wat 15,2% of 84 300 ha meer is as die 555 700 ha aangeplant verlede seisoen.

Die voorgenome **sojaboon-aanplantings** toon 'n afname van 7,0% of 80 100 ha, in vergelyking met die vorige seisoen - vanaf 1,148 milj. ha tot 1,068 milj. ha.

Die verwagte aanplantings van **grondbone** gaan toeneem met 35,9% of 11 250 ha, van 31 300 ha tot 42 550 ha.

Die voorgenome aanplantings van **sorghum** sal na verwagting toeneem met 11,8% of 4 000 ha na 38 000 ha, in vergelyking met die vorige seisoen.

Die verwagte aanplantings van droëbone word beraam op 42 300 ha, wat 15,4% of 5 650 ha meer is as in die vorige seisoen.

Neem asseblief kennis dat die voorlopige oppervlakteskatting vir somergewasse vir 2024 op 30 Januarie 2024 vrygestel sal word.

The area planted estimate and ninth production forecast for summer crops for 2023 is hereby released.
Hiermee word die oppervlakte- en negende produksieskatting vir somergewasse vir 2023 vrygestel.

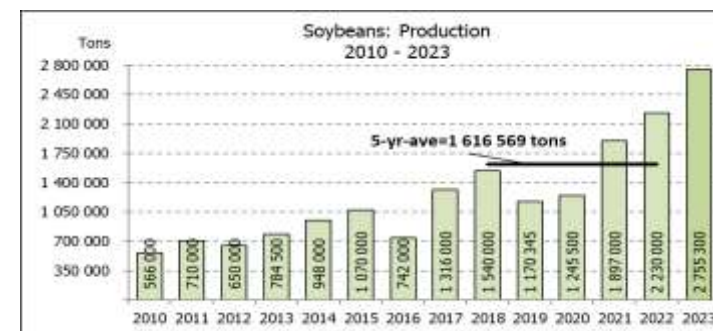
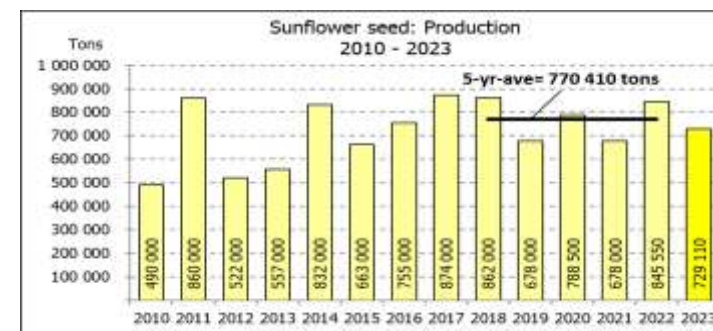
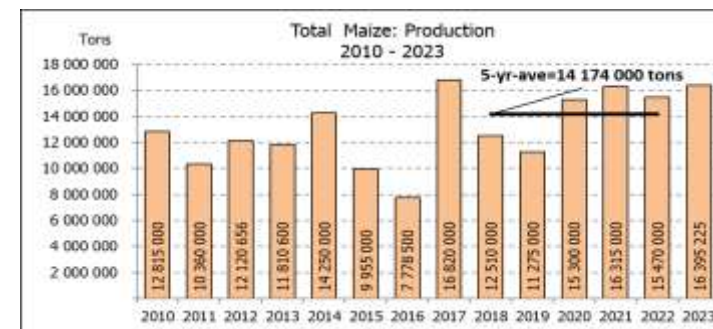
SUMMER CROPS – AREA PLANTED AND NINTH PRODUCTION FORECAST: 2023

SOMERGEWASSE – OPPERVLAKTE- EN NEGENDE PRODUKSIESKATTING: 2023

CROP/GEWAS	Area planted/ Opp beplant	9 th forecast/ 9 ^{de} skatting	8 th forecast/ 8 ^{ste} skatting	Area planted/ Opp beplant	Final crop/ Finale oes	Change/ Verandering/
	2023 Ha (A)	2023 Tons (B)	2023 Tons (C)	2022 Ha (D)	2022 Tons (E)	% (B) ÷ (C)
Commercial/Kommersiëel:						
White maize/Witmielies	1 521 300	8 499 965	8 499 965	1 575 000	7 850 000	-
Yellow maize/Geelmielies	1 064 800	7 895 260	7 895 260	1 048 000	7 620 000	-
Total Maize/Totale Mielies	2 586 100	16 395 225	16 395 225	2 623 000	15 470 000	-
Sunflower seed/Sonneblomsaad	555 700	729 110	729 110	670 700	845 550	-
Soybeans/Sojabone	1 148 300	2 755 300	2 755 300	925 300	2 230 000	-
Groundnuts/Grondbone	31 300	51 910	51 910	43 400	48 500	-
Sorghum	34 000	94 360	94 360	37 200	103 140	-
Dry beans/Droëbone	36 650	50 260	50 260	42 900	52 590	-
Non-Commercial Maize/Nie-Kommersiële Mielies						
Total Maize/Totale Mielies	358 620	664 040	664 040	378 800	667 000	-
Maize/Mielies: Commercial/Kommersiëel + Non-Commercial/Nie-Kommersiëel						
Total Maize RSA/Totaal Mielies RSA	2 944 720	17 059 265	17 059 265	3 001 800	16 137 000	-

Note: Estimate is for calendar year, e.g. production season 2022/23 = 2023

Nota: Skatting is vir kalenderjaar, bv. produksie-seisoen 2022/23 = 2023



The Crop Estimates Committee comprises officials of the following institutions:

Department of Agriculture, Land Reform and Rural Development; Provincial Departments of Agriculture; various ARC-Institutes (Soil, Climate and Water; Small Grains Institute; and Grain Crops Institute); BFAP and Statistics SA.

WHITE AND YELLOW MAIZE – AREA PLANTED AND NINTH PRODUCTION FORECAST: 2023

WIT- EN GEELMIELIES – OPPERVLAKTE EN NEGENDE PRODUKSIESKATTING: 2023

Provinsie/ Province	Area planted/ Oppervlakte beplant 2023			9 th forecast/ 9 ^{de} skatting 2023			Area planted/ Oppervlakte beplant 2022			Final crop/ Finale oes 2022		
	White/ Wit Ha	Yellow/ Geel Ha	Total/ Totaal Ha	White/ Wit Tons	Yellow/ Geel Tons	Total/ Totaal Tons	White/ Wit Ha	Yellow/ Geel Ha	Total/ Totaal Ha	White/ Wit Tons	Yellow/ Geel Tons	Total/ Totaal Tons
Western Cape/Wes-Kaap	250	3 500	3 750	2 375	32 900	35 275	500	3 500	4 000	4 750	32 900	37 650
Northern Cape/Noord-Kaap	1 000	43 500	44 500	12 500	696 000	708 500	3 000	42 000	45 000	36 000	672 000	708 000
Free State/Vrystaat	780 000	401 000	1 181 000	4 446 000	2 686 700	7 132 700	826 500	398 000	1 224 500	3 801 900	2 547 800	6 349 700
Eastern Cape/Oos-Kaap	5 750	25 000	30 750	40 250	192 500	232 750	6 000	20 500	26 500	40 800	157 900	198 700
KwaZulu-Natal	49 000	65 000	114 000	298 900	533 000	831 900	52 000	59 000	111 000	322 400	489 700	812 100
Mpumalanga	156 500	352 000	508 500	1 032 900	2 587 200	3 620 100	165 000	350 000	515 000	1 072 500	2 554 000	3 626 500
Limpopo	16 800	22 800	39 600	114 240	186 960	301 200	15 500	25 000	40 500	102 300	202 500	304 800
Gauteng	56 000	52 000	108 000	364 000	390 000	754 000	56 500	56 000	112 500	361 600	403 200	764 800
North West/Noordwes	456 000	100 000	556 000	2 188 800	590 000	2 778 800	450 000	94 000	544 000	2 107 750	560 000	2 667 750
Total/Totaal	1 521 300	1 064 800	2 586 100	8 499 965	7 895 260	16 395 225	1 575 000	1 048 000	2 623 000	7 850 000	7 620 000	15 470 000

SUNFLOWER SEED – AREA PLANTED AND NINTH PRODUCTION FORECAST: 2023

SONNEBLMSAAD – OPPERVLAKTE EN NEGENDE PRODUKSIESKATTING: 2023

Province/ Provinsie	Area planted/ Opp beplant Ha 2023	9 th forecast/ 9 ^{de} skatting Tons 2023	Area planted/ Opp beplant Ha 2022	Final crop/ Finale oes Tons 2022
Western Cape/Wes-Kaap	-	-	-	-
Northern Cape/Noord-Kaap	2 500	6 250	2 500	6 250
Free State/Vrystaat	290 000	406 000	357 000	499 800
Eastern Cape/Oos-Kaap	700	1 400	300	750
KwaZulu-Natal	300	600	-	-
Mpumalanga	5 000	7 250	3 500	5 250
Limpopo	100 000	80 000	110 000	77 000
Gauteng	2 200	2 860	2 400	3 000
North West/Noordwes	155 000	224 750	195 000	253 500
Total/Totaal	555 700	729 110	670 700	845 550

SOYBEANS – AREA PLANTED AND NINTH PRODUCTION FORECAST: 2023

SOJABONE – OPPERVLAKTE EN NEGENDE PRODUKSIESKATTING: 2023

Province/ Provinsie	Area planted/ Opp beplant Ha 2023	9 th forecast/ 9 ^{de} skatting Tons 2023	Area planted/ Opp beplant Ha 2022	Final crop/ Finale oes Tons 2022
Western Cape/Wes-Kaap	-	-	-	-
Northern Cape/Noord-Kaap	1 000	3 750	800	3 000
Free State/Vrystaat	565 000	1 327 750	415 000	912 500
Eastern Cape/Oos-Kaap	4 300	12 900	3 000	9 000
KwaZulu-Natal	44 000	158 400	39 000	150 000
Mpumalanga	305 000	671 000	300 000	710 000
Limpopo	26 000	88 400	22 500	76 500
Gauteng	48 000	105 600	45 000	99 000
North West/Noordwes	155 000	387 500	100 000	270 000
Total/Totaal	1 148 300	2 755 300	925 300	2 230 000

GROUNDNUTS – AREA PLANTED AND NINTH PRODUCTION FORECAST: 2023**GRONDBONE – OPPERVLAKTE EN NEGENDE PRODUKSIESKATTING: 2023**

Province/ Provinsie	Area planted/ Opp beplant Ha 2023	9 th forecast/ 9 ^{de} skatting Tons 2023	Area planted/ Opp beplant Ha 2022	Final crop/ Finale oes Tons 2022
Western Cape/Wes-Kaap	-	-	-	-
Northern Cape/Noord-Kaap	2 000	5 300	2 400	6 000
Free State/Vrystaat	12 300	20 910	19 000	20 900
Eastern Cape/Oos-Kaap	-	-	-	-
KwaZulu-Natal	-	-	-	-
Mpumalanga	-	-	-	-
Limpopo	2 000	4 700	2 000	4 600
Gauteng	-	-	-	-
North West/Noordwes	15 000	21 000	20 000	17 000
Total/Totaal	31 300	51 910	43 400	48 500

SORGHUM – AREA PLANTED AND NINTH PRODUCTION FORECAST: 2023**SORGHUM – OPPERVLAKTE EN NEGENDE PRODUKSIESKATTING: 2023**

Province/ Provinsie	Area planted/ Opp beplant Ha 2023	9 th forecast/ 9 ^{de} skatting Tons 2023	Area planted/ Opp beplant Ha 2022	Final crop/ Finale oes Tons 2022
Western Cape/Wes-Kaap	-	-	-	-
Northern Cape/Noord-Kaap	-	-	-	-
Free State/Vrystaat	5 200	14 820	7 800	20 700
Eastern Cape/Oos-Kaap	-	-	-	-
KwaZulu-Natal	100	400	200	740
Mpumalanga	8 500	35 275	9 000	43 650
Limpopo	15 500	33 325	15 000	26 250
Gauteng	100	420	200	800
North West/Noordwes	4 600	10 120	5 000	11 000
Total/Totaal	34 000	94 360	37 200	103 140

DRY BEANS – AREA PLANTED AND NINTH PRODUCTION FORECAST: 2023**DROëBONE – OPPERVLAKTE EN NEGENDE PRODUKSIESKATTING: 2023**

Province/ Provinsie	Area planted/ Opp beplant Ha 2023	9 th forecast/ 9 ^{de} skatting Tons 2023	Area planted/ Opp beplant Ha 2022	Final crop/ Finale oes Tons 2022
Western Cape/Wes-Kaap	100	180	100	150
Northern Cape/Noord-Kaap	450	990	600	1 080
Free State/Vrystaat	14 000	13 300	15 500	13 950
Eastern Cape/Oos-Kaap	200	360	200	300
KwaZulu-Natal	2 100	3 150	2 300	2 760
Mpumalanga	5 000	7 000	6 000	6 600
Limpopo	8 000	16 000	10 400	18 200
Gauteng	800	880	800	800
North West/Noordwes	6 000	8 400	7 000	8 750
Total/Totaal	36 650	50 260	42 900	52 590

CONFIDENTIALITY ISSUES that CEC members are committed to adhere to on the day of the meeting

- Personal items such as laptops, handbags, cell phones, etc. are not allowed in the venue during the meeting
- No member is allowed to leave the meeting before 12:00 in order to prevent disclosure of the information
- The embargo time for the release of crop estimates information is 14:30
- No member is allowed to discuss crop estimates information with anyone other than a member of the Committee before the embargo time
- Only the Chairperson, or a member appointed by the Chairperson, may release the figures to the media
- Members must regard the detail of any information that was collected for and/or discussed during the meeting, as confidential
- Individual information received for crop estimate purposes is treated strictly confidential, and is not divulged for any other purposes

**AREA ESTIMATE AND NINTH PRODUCTION FORECAST OF SUMMER CROPS (2023 PRODUCTION SEASON)/
OPPERVLAKTE- EN NEGENDE PRODUKSIESKATTING VIR SOMERGEWASSE (2023 PRODUKSIE-SEISOEN)
26 OCTOBER/OKTOBER 2023**

Summer field crops – 2023

Commercial maize: The size of the expected commercial **maize crop** remained unchanged at 16,395 mill. tons. The area estimate for maize is 2,586 mill. ha and the expected yield is 6,34 t/ha.

The estimated maize crop is 5,98% or 925 225 tons larger than the 2022 crop. The three main maize producing areas, namely the Free State, Mpumalanga and North West provinces are expected to produce 83% of the 2023 crop.

The production forecast of **white maize** remained unchanged at 8,500 mill. tons. The area estimate for white maize is 1,521 mill. ha and the expected yield is 5,59 t/ha.

In the case of **yellow maize**, the production forecast remained unchanged at 7,895 mill. tons. The area estimate for yellow maize is 1,065 mill. ha and the yield is 7,41 t/ha.

Other summer crops:

Sunflower seed: The production forecast for sunflower seed remained unchanged at 729 110 tons. The area estimate for sunflower seed is 555 700 ha, while the expected yield is 1,31 t/ha.

Other crops: The production forecast for **soybeans** also remained unchanged at 2,755 mill. tons. The estimated area planted to soybeans is 1,148 mill. ha and the expected yield is 2,40 t/ha.

The expected **groundnut** crop remained unchanged at 51 910 tons. For groundnuts, the area estimate is 31 300 ha, with an expected yield of 1,66 t/ha.

The production forecast for **sorghum** remained unchanged at 94 360 tons. The area estimate for sorghum is 34 000 ha and the expected yield is 2,78 t/ha.

In the case of **dry beans**, the production forecast remained unchanged at 50 260 tons. The area estimate of dry beans is 36 650 ha, with an expected yield of 1,37 t/ha.

Please note that the final production estimate for summer field crops for 2023, will be released on 28 November 2023.

Somergewasse – 2023

Kommersiële mielies: Die grootte van die verwagte kommersiële **mielie-oes** is onveranderd gelaat op 16,395 milj. ton. Die oppervlakteskatting vir mielies is 2,586 milj. ha en die verwagte opbrengs is 6,34 t/ha.

Die geskatte mielie-oes is 5,98% of 925 225 ton groter as die 2022-oes. Die drie belangrikste mielieproduserende gebiede, nl. die Vrystaat, Mpumalanga en Noordwes provinsies, gaan na verwagting 83% van die 2023-oes produseer.

Die produksieskatting van **witmielies** is onveranderd gelaat op 8,500 milj. ton. Die oppervlakteskatting vir witmielies is 1,521 milj. ha en die verwagte opbrengs is 5,59 t/ha.

In die geval van **geelmielies** is die produksieskatting onveranderd gelaat op 7,895 milj. ton. Die oppervlakteskatting vir geelmielies is 1,065 milj. ha en die opbrengs is 7,41 t/ha.

Ander somergewasse:

Sonneblomsaad: Die produksieskatting vir sonneblomsaad is onveranderd gelaat op 729 110 ton. Die oppervlakteskatting vir sonneblomsaad is 555 700 ha, terwyl die verwagte opbrengs 1,31 t/ha is.

Ander gewasse: Die produksieskatting van **sojabone** is ook onveranderd gelaat op 2,755 milj. ton. Die geskatte oppervlakte beplant met sojabone is 1,148 milj. ha en die verwagte opbrengs is 2,40 t/ha.

Die verwagte **grondbone**-oes is onveranderd gelaat op 51 910 ton. Vir grondbone is die oppervlakteskatting 31 300 ha, terwyl die verwagte opbrengs 1,66 t/ha is.

Die produksieskatting van **sorghum** is onveranderd gelaat op 94 360 ton. Die oppervlakteskatting vir sorghum is 34 000 ha, en die verwagte opbrengs is 2,78 t/ha.

In die geval van **droëbone** is die oes onveranderd gelaat op 50 260 ton. Die oppervlakte beplant met droëbone is 36 650 ha, en die verwagte opbrengs is 1,37 t/ha.

Neem asseblief kennis dat die finale produksieskatting vir somergewasse vir 2023, op 28 November 2023 vrygestel sal word.

The non-commercial agricultural sectors' production estimate for maize for 2023 is hereby released. / Hiermee word die nie-kommersiële landbou-sektor se produksieskatting vir mielies vir 2023 vrygestel.

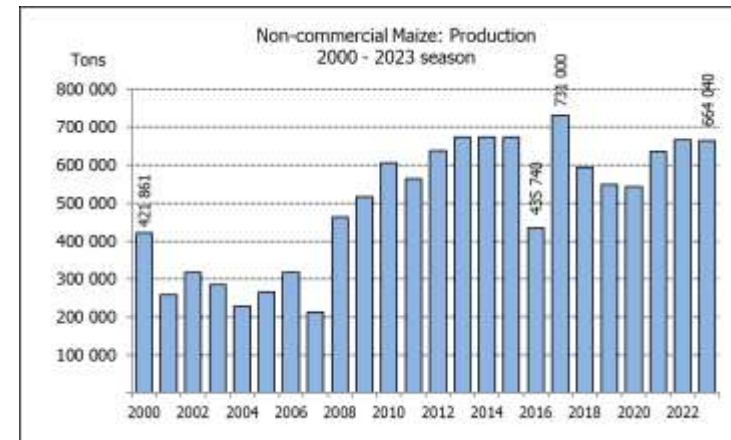
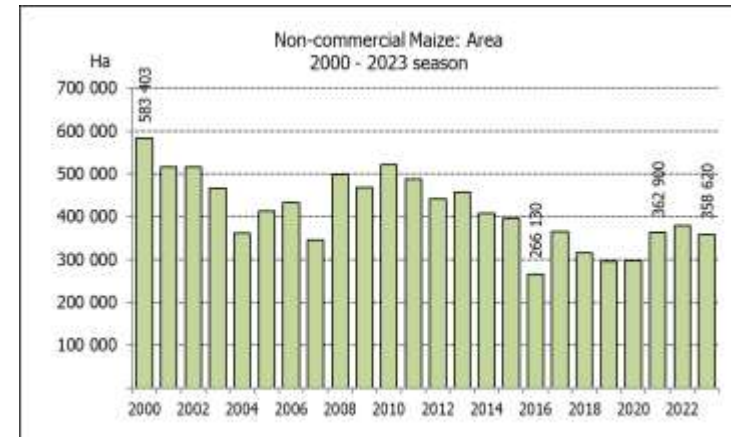
NON-COMMERCIAL MAIZE – AREA PLANTED AND PRODUCTION ESTIMATE: 2023

NIE-KOMMERSIËLE MIELIES – OPPERVLAKTE- EN PRODUKSIESKATTING: 2023

CROP/GEWAS	Area planted/ Opp beplant 2023 Ha (A)	Production/ Produksie 2023 Tons (B)	Area planted/ Opp beplant 2022 Ha (C)	Final crop/ Finale oes 2022 Tons (D)	Change/ Verandering % (B) ÷ (D)
Non-commercial agriculture/Nie-kommersiële landbou:					
White maize/Witmielies	278 655	472 765	296 950	482 000	-1,92
Yellow maize/Geelmielies	79 965	191 275	81 850	185 000	+3,39
Maize/Mielies	358 620	664 040	378 800	667 000	-0,44

The preliminary area planted to maize in the non-commercial agricultural sector is estimated at 358 620 ha, which represents a decrease of 5,33%, compared to the 378 800 ha of the previous season. The expected maize crop for this sector is 664 040 tons, which is 0,44% less than the 667 000 tons of last season. It is important to note that about 48% of the maize produced in the non-commercial sector, is planted in the Eastern Cape, followed by KwaZulu-Natal with 21%.

Die voorlopige oppervlakte beplant met mielies in die nie-kommersiële landbou-sektor word geskat op 358 620 ha, wat 'n afname van 5,33% verteenwoordig in vergelyking met die 378 800 ha van die vorige seisoen. Die verwagte mielie-oes van dié sektor is 664 040 ton, wat 0,44% minder is as die 667 000 ton van die vorige seisoen. Dit is belangrik om daarop te let dat ongeveer 48% van die mielies wat geproduseer word in die nie-kommersiële sektor, in die Oos-Kaap geplant word, gevolg deur KwaZulu-Natal met 21%.



The area estimate and third production forecast for winter cereals for the 2023 is hereby released. /
Hiermee word die oppervlakeskatting en derde produksieskatting vir wintergewasse vir 2023 vrygestel.

WINTER CEREALS – AREA PLANTED ESTIMATE AND THIRD PRODUCTION FORECAST: 2023 PRODUCTION SEASON

WINTERGEWASSE – OPPERVLAKTESKATTING EN DERDE PRODUKSIESKATTING: 2023-PRODUKSIESEISOEN

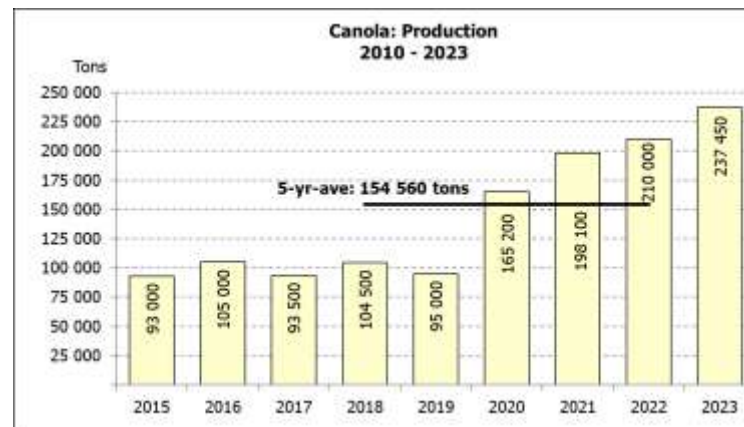
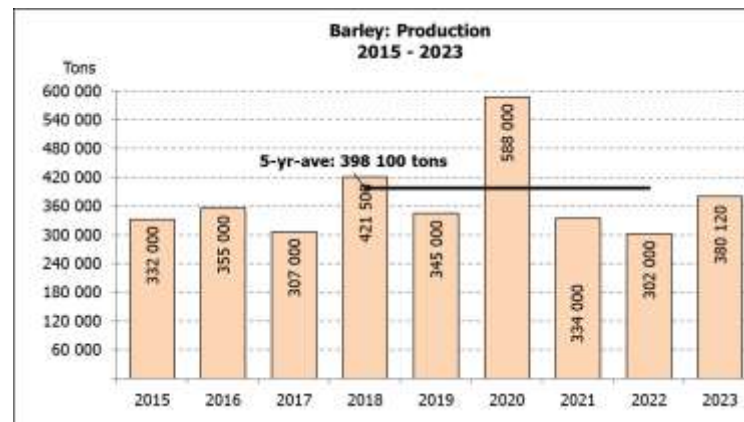
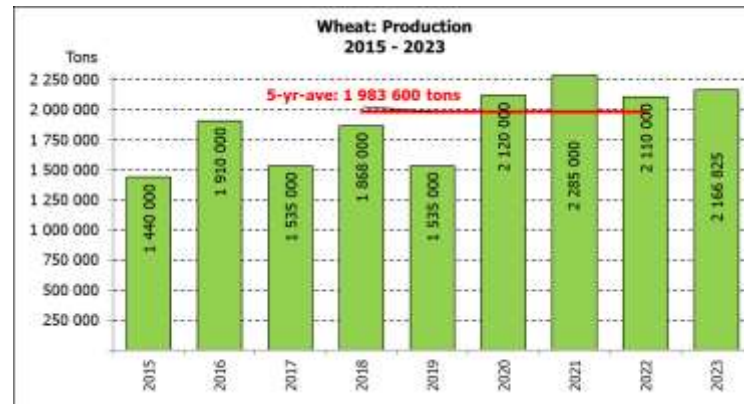
CROP/GEWAS	Area planted/ Opp beplant 2023 Ha (A)	3 rd forecast/ 3 ^{de} skatting 2023 Tons (B)	2 nd forecast/ 2 ^{de} skatting 2023 Tons (C)	Area planted/ Opp beplant 2022 Ha (D)	Final crop/ Finale oes 2022 Tons (E)	Change/ Verandering % (B) ÷ (C)
Commercial/Kommersieel:						
Wheat/Koring	537 950	2 166 825	2 131 375	566 800	2 110 000	+1,66
Barley/Gars ¹⁾	107 600	380 120	389 920	101 000	302 000	-2,51
Canola/Kanola	131 200	237 450	230 950	123 510	210 000	+2,81
Oats/Hawer ¹⁾	27 500	41 600	51 050	27 000	27 550	-18,51
Sweet lupines/Soetlupine	16 000	19 200	19 200	21 000	15 750	-

1) Commercial only. Excluding barley or oats used as pasture, silage, hay and/or on the farm as fodder for livestock /
Slegs kommersieël. Uitgesluit gars of hawer wat gebruik word as weiding, kuilvoer, hooi en/of op die plaas as voer vir vee.

WHEAT – AREA PLANTED ESTIMATE AND THIRD PRODUCTION FORECAST: 2023

KORING – OPPERVLAKTESKATTING EN DERDE PRODUKSIESKATTING: 2023

Province/ Provinsie	Area planted/ Opp beplant 2023 Ha	3 rd forecast/ 3 ^{de} skatting 2023 Tons	Area planted/ Opp beplant 2022 Ha	Final crop/ Finale oes 2022 Tons
Western Cape/Wes-Kaap	365 000	1 149 750	360 000	918 000
Northern Cape/Noord-Kaap	40 000	310 000	47 000	338 500
Free State/Vrystaat	72 000	309 600	96 000	436 800
Eastern Cape/Oos-Kaap	6 300	40 950	6 000	40 200
KwaZulu-Natal	8 500	56 100	9 200	60 730
Mpumalanga	4 200	28 560	4 000	27 600
Limpopo	30 000	199 500	29 000	187 000
Gauteng	950	6 365	1 100	7 370
North West/Noordwes	11 000	66 000	14 500	93 800
Total/Totaal	537 950	2 166 825	566 800	2 110 000



**AREA ESTIMATE AND THIRD PRODUCTION FORECAST OF WINTER CROPS (2023) /
OPPERVLAKTESKATTING EN DERDE PRODUKSIESKATTING VAN WINTERGEWASSE (2023)
26 OCTOBER/OKTOBER 2023**

Winter cereal crops - 2023 production season

Wheat: The expected production of wheat is 2,167 mill. tons, which is 1,66% or 35 450 tons more than the previous forecast of 2,131 mill. tons, whilst the expected yield is 4,03 t/ha.

The expected production in the Western Cape is 1,150 mill. tons (53%), which is 5,0% or 54 750 tons more than the previous forecast. In the Free State, the expected production is 309 600 tons (14%), compared to the 331 200 tons of the previous month. In the Northern Cape, 310 000 tons (14%) is expected to be produced – unchanged from the previous month.

The area estimate for wheat is 537 950 ha, of which an estimated 365 000 ha or 68 % is planted in the Western Cape, 72 000 ha or 13 % in the Free State and 40 000 ha or 7 % in the Northern Cape.

Other crops: The production forecast for **barley** is 380 120 tons, which is 2,51% or 9 800 tons less than the previous month's forecast of 389 920 tons. The area planted is estimated at 107 600 ha, while the expected yield is 3,53 t/ha.

The expected **canola crop** is 237 450 tons, which is 2,81% or 6 500 tons more than the previous month's forecast of 230 950 tons. The area estimate for canola is 131 200 ha, with an expected yield of 1,81 t/ha.

The expected crop for **oats** for the 2023 season is 41 600 tons and the area planted is 27 500 ha. The expected yield is 1,51 t/ha.

In the case of **sweet lupines**, the production forecast is 19 200 tons. The area estimate of sweet lupines is 16 000 ha, with an expected yield of 1,20 t/ha.

Please note that the fourth production forecast for winter cereals for 2023 will be released on 28 November 2023.

Information is available on the internet at http://www.dalrrd.gov.za/old_website/statistics or <http://www.sagis.org.za>, as from **14:30 on the date of the relevant meeting of the Crop Estimates Committee.**

Wintergewasse - 2023 produksie-seisoen

Koring: Die verwagte produksie vir koring is 2,167 milj. ton, wat 1,66% of 35 450 ton meer is as die vorige skatting van 2,131 milj. ton, terwyl die verwagte opbrengs 4,03 t/ha is.

Die verwagte produksie in die Wes-Kaap is 1,150 milj. ton (53%), wat 5,0 of 54 750 meer is as die vorige skatting. In die Vrystaat is die verwagte produksie 309 600 ton (14%), in vergelyking met die vorige maand se 331 200 ton. In die Noord-Kaap is die beraamde produksie 310 000 ton (14%) – onveranderd in vergelyking met die vorige maand.

Die oppervlakteskatting vir koring is 537 950 ha, waarvan 'n geraamde 365 000 ha of 68% in die Wes-Kaap geplant is, 72 000 ha of 13% in die Vrystaat en 40 000 ha of 7 % in die Noord-Kaap.

Ander gewasse: Die produksieskatting vir **gars** is 380 120 ton, wat 2,51% of 9 800 ton minder is as die vorige maand se skatting van 389 920 ton. Die oppervlakte beplant word beraam op 107 600 ha, terwyl die verwagte opbrengs 3,53 t/ha beloop.

Die verwagte **kanola-oes** is 237 450 ton, wat 2,81% of 6 500 ton meer is as die vorige maand se skatting van 230 950 ton. Die oppervlakteskatting vir kanola is 131 200 ha, met 'n verwagte opbrengs van 1,81 t/ha.

Die verwagte oes vir **hawer** vir die 2023-seisoen is 41 600 ton en die oppervlakteskatting is 27 500 ha. Die verwagte opbrengs is 1,51 t/ha.

In die geval van **soetlupine** is die produksieskatting 19 200 ton. Die oppervlakte beplant met soetlupine is 16 000 ha, en die verwagte opbrengs is 1,20 t/ha.

Neem aseblief kennis dat die vierde produksieskatting vir wintergewasse vir 2023 op 28 November 2023 vrygestel sal word.

Inligting is beskikbaar op die internet by http://www.dalrrd.gov.za/old_website/statistics of by <http://www.sagis.org.za>, vanaf **14:30 op die dag van die toepaslike vergadering van die Oesskattingskomitee.**